

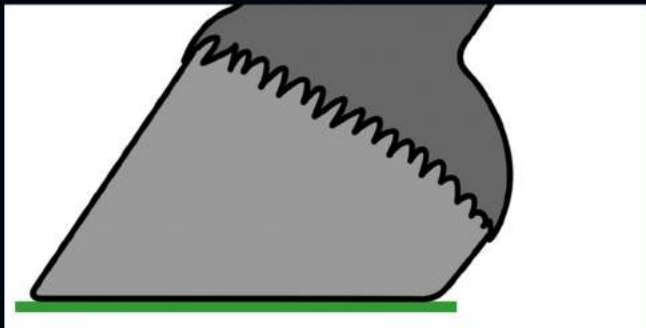
The correct application of the Duplo Composite Horseshoe is easy if you have the necessary knowledge of and competence in professionally nailing and clinching horseshoes and if you consider certain aspects while doing this.



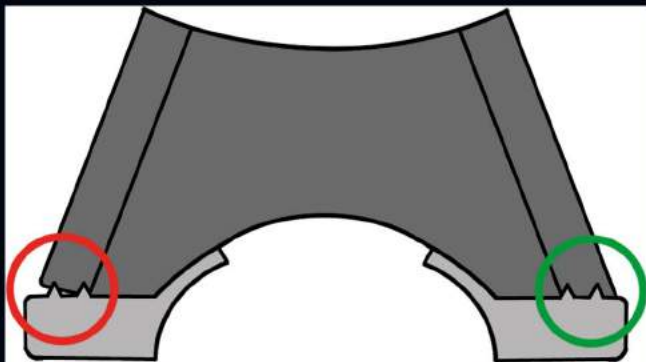
- choose a fitting Duplo model according to hoof size, hoof shape and intended use



- prepare the hoof according to the usual principles

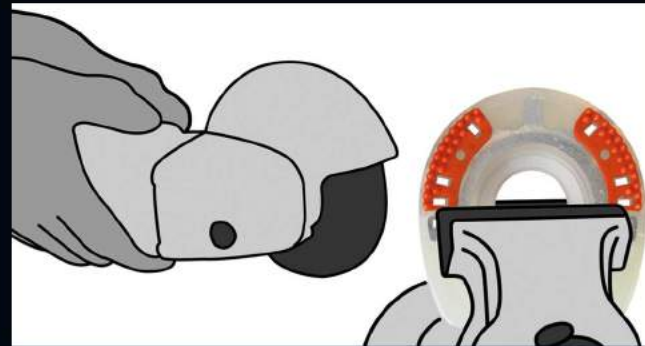


- make sure the hoof wall is absolutely plane after rasping



WRONG


CORRECT



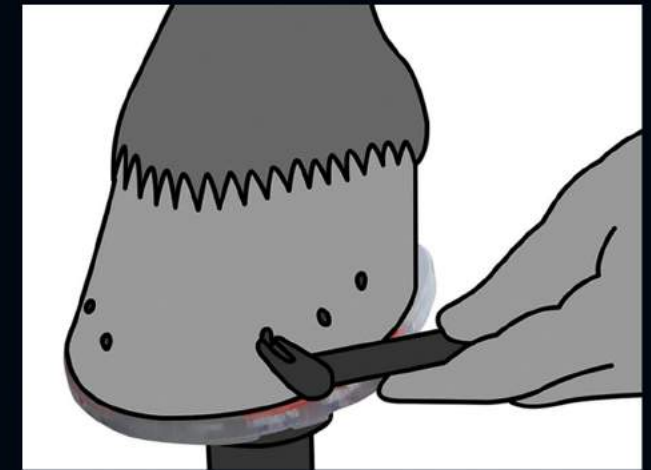
- adjust the horseshoe to the hoof with an angle grinder or belt grinder

- **in case of the Duplo Basic:** grind the quarter clips in order to prevent injuries
- **in case of glueing:** remove the knobs and weld the glue-on tabs to the horseshoe with a hot-air gun after adjusting the horseshoe to the hoof


Option 1: Nailed Hoof Protection



- use standard nails to fixate the horseshoe



- thoroughly clinch the nails
- adjust the quarter clips to the hoof angle

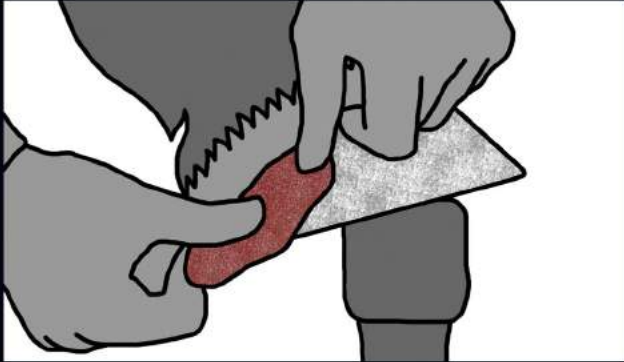


- smooth the hoof wall and the clinched nails



Done!

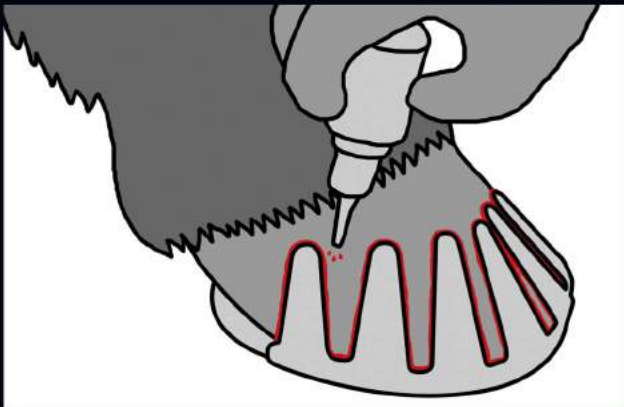
Option 2: Glue-On Hoof Protection



- roughen the hoof wall with abrasive paper after preparing the hoof



- add instant adhesive to the glue-on tabs
- glue each tab individually



- seal the edges of the glue-on tabs with instant adhesive



Take a look at our website for a more detailed version of our shoeing instruction (with video) and our glueing instruction:

www.duplo-frank.de/en/shoeing-instruction
www.duplo-frank.de/en/glueing-instruction

Please also take a look at our safety advice:

www.duplo-frank.de/en/safety

www.duplo-frank.de



Duplo Composite Horseshoes
H. Frank Kunststofftechnik GmbH
Vorderfreundorfer Straße 20
D-94143 Grainet

Phone: +49 (0)8585 96926-0
Fax: +49 (0)8585 96926-119
E-Mail: info@duplo-frank.de

www.duplo-frank.de
www.duplo-innovations.com

www.facebook.com/duplo.frank
www.instagram.com/duplo_verbundbeschlaege

Latest Update: February 2021

EN

DUPLO

Shoeing Instruction

