

# Safety Information



Our products, the Duplo Composite Horseshoes, are manufactured using safe chemical substances and synthetic materials. **Nevertheless, it is important that you read this safety information and follow all instructions before working with or using Duplo products.**


Duplo Horseshoes have undergone extensive testing. They have been proven suitable for many different horses and disciplines. Some horses, however, don't like Duplo Horseshoes because of their particular body structure or individual movements.

## To prevent injuries to man or horse:

<b>1 NOTICE</b> 	<b>2 NOTICE</b> 	<b>3 NOTICE</b> 	<b>4 CAUTION</b> 
<b>5 WARNING</b> 	<b>6 WARNING</b> 	<b>7 NOTICE</b> 	<b>8 CAUTION</b> 
<b>9 CAUTION</b> 	<b>10 CAUTION</b> 	<b>11 CAUTION</b> 	<b>12 CAUTION</b> 

1. Only use Duplo Horseshoes if you have the necessary knowledge regarding their correct application. Check our shoeing instruction.
2. Only use the proper tools and equipment to shoe Duplo Horseshoes. Observe the usual safety precautions when using these tools.
3. Do not place a Duplo Horseshoe between the hoof and a conventional horseshoe.
4. Adjust the quarter clips to the hoof angle. If you use the Duplo Basic, grind the quarter clips before shoeing in order to reduce the risk of injuries.
5. Do not inhale abrasive dust from Duplo Horseshoes or the synthetic accessories. Observe the usual safety precautions when using the angle grinder or belt sander.
6. Avoid burning Duplo Horseshoes so that you do not inhale fumes. Do not place Duplo Horseshoes and synthetic accessories into a forging furnace.
7. Check the proper and secure fit of the Duplo Horseshoes once a day and before every use of the horse to prevent losing a horseshoe during its regular life span.
8. Check for sharp edges and open rivets once a week to prevent injuries.
9. Duplo products are made from relatively soft material with chamfered edges. This makes them usually safer in horse herds than conventional horseshoes. There are less injuries but injuries can never be totally eliminated. When using the model Arizona, observe the product-specific safety information and note that the risk of injuries in herds is bigger than with other Duplo models because of the additional steel border.
10. The use of spikes and studs as well as checking their correct fit and integrity during the shoeing period are at the horse owner's discretion in cooperation with the local farrier. Check the correct fit and integrity of the spikes or studs once a day and before every use of the horse. An askew stud or thread insert, for example, is a sign that the thread insert may be unstable. In case of particularly aggressive horses, spikes and studs may be a risk when used in herds. If you aren't self-catering, you have to check with your stable owner in advance whether the use of spikes and studs is allowed.
11. If you want to use the Duplo as a glue-on horseshoe, you have to follow the safety information of the adhesive used. If you buy the glue in our online shop, the safety information is part of the product description.
12. On slippery ground, Duplo Horseshoes have about the same friction as a bare hoof or a conventional metal horseshoe without studs. In order to prevent injuries, we recommend using additional anti-skid equipment (e.g. studs or spikes) when using Duplo Horseshoes on slippery ground (on the pasture or in the paddock as well, if necessary). When riding, you have to reduce the speed appropriately. When using the Snow Edition, please note that this model has been designed for the use with spikes and/or cleats and should not be used without additional traction devices.

All products have to be used in accordance with the instructions and safety information on our website. The adjustment, modification and application to the individual hoof are always at the discretion of the local farrier. The H. Frank Kunststofftechnik GmbH hereby disclaims responsibility for the misuse of any product and for losses incurred through the use of any product described in our catalog or on our website or in our printed or digital instructions. No liability can be accepted for any damage that may occur to people, animals or property due to incorrect or careless application, missing technical skills, negligence in inspection or risky riding. Our products are not intended to diagnose or cure any medical condition.

please turn over 


Latest Update: 2023-12-19 / Errors, misprints and omissions excepted


## Duplo Composite Horseshoes

H. Frank Kunststofftechnik GmbH  
Vorderfreundorfer Straße 20  
D-94143 Grainet

Tel.: +49 (0)8585 96926-0  
Fax: +49 (0)8585 96926-119  
E-Mail: [info@duplo-frank.de](mailto:info@duplo-frank.de)

[www.duplo-frank.de](http://www.duplo-frank.de)  
[www.duplo-innovations.com](http://www.duplo-innovations.com)

 Duplo Verbundbeschläge /  
H. Frank Kunststofftechnik  
GmbH

 [duplo\\_verbundbeschlaege](https://www.instagram.com/duplo_verbundbeschlaege)